




## CHAPTER XXIII.

## ARTICLES FOR THE TOILETTE TABLE.

 SOME of the pretty and essential articles which one likes to find on or near the toilette table are grouped in this chapter, together with some that it is often necessary to have handy cases for, in the event of being

hanging a pocket for them, and to the usefulness of the tooth-brush and flat comb-case when travelling, every one will testify.

## Hair-Pin Receiver.

FIGURE NO. 1.—The foundation of this



FIGURE NO. 1.—HAIR-PIN RECEIVER.

obliged to pack them in small compass. Hair receivers, large and small, have their place in the affections of the woman who wisely saves her combings against the time when she may need them, and the useful combing towel is no less appreciated. Scarce any boy will forget to return his brush and comb to their proper place, if within his sight

pretty receiver for hair-pins may be a box of tin or pasteboard, or a small basket filled with curled hair, moss, excelsior, or other filling, and having a top of knitted wool in loop pattern. It is covered with silk drawn over it, and shirred in to fit below a deep fringe formed by ravelling the edges. The fringe rises high above the knitted top, and below

the shirrings the threads are run in and out with long stitches of wool or floss; the stitches are terminated under a bow of the same, having tassel-tipped ends. The lettering is done with water colors, and at the lower corners of the receiver are placed upright rows of four imitation coins. The coloring depends entirely upon the taste of the maker, and instead of the coins, ribbon bows or fancy buttons may be used.



FIGURE NO. 2.—HAIR-PIN RECEIVER.

#### Hair-Pin Receiver.

FIGURE NO. 2.—A diminutive snow-shoe forms the foundation for this useful ornament to the toilet-table or bureau. It is bronzed in copper, and the pocket is made of pale-blue silk, shirred to form a frilled edge at the top and bottom. The pocket is loosely filled with hair, and a crocheted cover of pale-blue wool closes it on top, but should not be visible. The hair-pins pass easily into the top whether

they be of metal or shell. The word decoration is done in outline stitch with copper-colored metal thread, and a bow of blue ribbon decorates the shoe near the end at which it is suspended. Other colors may be as effectively used, and the bronzing may be done in any preferred color.

#### Hair-Pin Receiver.

FIGURE NO. 3.—In the construction of this



FIGURE NO. 3.—HAIR-PIN RECEIVER.


pretty receiver six strips of wide ribbon are joined together and drawn in closely at the bottom to complete the bag, which is loosely filled nearly to the top with hair. At the top the ribbons are ravelled to form a fringe, below which the bag is slightly drawn in with a double cord run through slashes and tied in loops and ends at one side, the ends being tipped with tassels. A knitted or crocheted piece is fastened inside the bag along the




cord, affording a cover for the filling and a cushion for the hair-pins. The center piece of ribbon in front is pale gold, on which is embroidered in natural tints a pansy spray,

**Tooth-Brush Case.**

FIGURES NOS. 4 AND 5.—Kid, silk, satin, velvet, canvas, etc., may be used for the outside of this case, with oil-silk, linen or cash-



FIGURES NOS. 4 AND 5.—TOOTH-BRUSH CASE.



FIGURES NOS. 6 AND 7.—COMB-CASE.

and the center piece at the back is the same shade, while those at the sides are pale heliotrope. Other shades may be combined, and the floral decoration may be embroidered or hand-painted, as preferred.

mere for the lining. Figure No. 4 shows the back of the case when shut, while Figure No. 5 shows the other side and the end-opening. The embroidery is done with gay wools, and that shown by Figure No. 5 secures



the edges of the case. A button and loop fasten the end.

**Comb-Case.**

FIGURES NOS. 6 AND 7.—This case is made of heavy silk, and is hand-painted in natural tints in floral designs. If preferred, the design may be embroidered in shaded

The one pictured is of dark-red velvet. The back piece is large and of pretty outline; it is faced with Silesia, and its edges are defined and ornamented with gold braid, which at the lowest point is arranged in a cluster of loops. Two pretty ribbon bows of the same color as the velvet are at the top, and form loops by




FIGURE NO. 8.—BRUSH-AND-COMB POCKET.

tints; but painting is now much favored for fancy work. The foundation is cardboard, the binding, which holds the two sides together being ribbon.

**Brush-and-Comb Pocket.**

FIGURE NO. 8.—Wall-pockets are no longer disdained—instead, their use has become so generally recognized that their being made beautiful to look upon becomes a necessity.



FIGURE NO. 9.—HAIR-RECEIVER.

which to hang the pocket. The pocket proper is much smaller than its background, and is richly embroidered in gold thread, and defined with gold cord. Young ladies who wonder what present they can give a gentleman, have in this pocket a pretty solution of the puzzle.

**Hair-Receiver.**

FIGURE NO. 9.—This useful receptacle has



for its foundation a slipper of willow, bronzed. The bag is of maroon Surah, and the bows of maroon satin ribbon; the bag being shirred to form a narrow, ruffled finish, and a deep fringe at the top. On the top of the slipper is applied a pretty floral design that was selected from Kursheedt's floral appliqués, which may

son silk, turned in deeply at the top, and shirred several times across to form a frilled heading of pretty depth. The fulness is collected in gathers at the point, and the edges are sewed to the foundation with invisible stitches. Ribbon, the shade of the silk, is tied high up on the snow-shoe as illustrated.

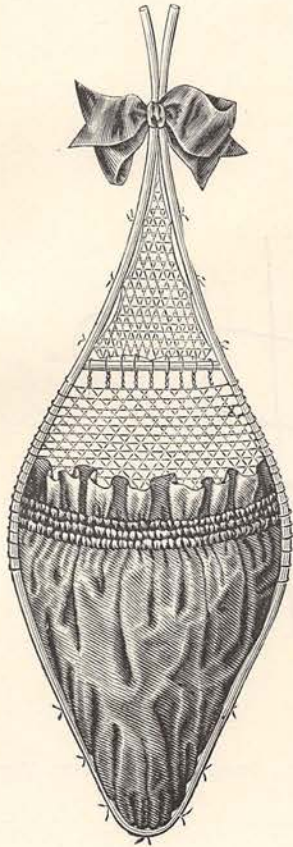


FIGURE NO. 10.—HAIR-RECEIVER




FIGURE NO. 11.—HAIR-RECEIVER.

be procured in a great variety of styles. Any preferred colors may be selected for the bag and bows, and a bow, instead of the appliqué pictured, may be used to decorate the toe.

**Hair-Receiver.**

FIGURE NO. 10.—A snow-shoe of suitable size forms the foundation or back of this ornamental hair-receiver. The pocket is of crim-

The silk may be of any desired shade, or satin, Surah, or any preferred material, may be used instead.

**Hair-Receiver.**

FIGURE NO. 11.—This pretty receiver is easy to make, the foundation being a Japanese fan covered on one side with soft silk. The pocket is made of a piece of silk, and is

turned under at the top, shirred to form a frill heading, and also gattered at its other edges. The shape, of course, corresponds with the fan, and a thick cord covers the seam joining the parts, and is also continued about the fan above the pocket. A celluloid "back" comb is fastened across the pocket just below

ming may be as pictured, or varied to please the fancy.

#### Combing Towel.

FIGURE NO. 12.—This towel is shaped by pattern No. 2316, which costs 5d. or 10 cents. It is made of a damask towel, and is shaped



FIGURE NO. 12.—COMBING TOWEL.

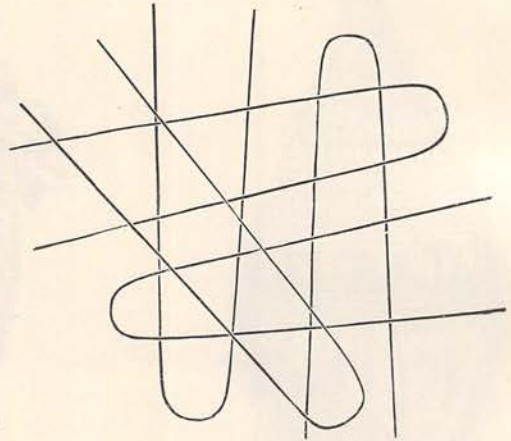


FIGURE NO. 13.—OUTLINE DESIGN FOR COMBING TOWEL.

the frill heading, and a full bow of ribbon is fastened at each end. A bow of similar ribbon is tacked to the bottom of the receiver, which is suspended by a ribbon tied in a bow about the handle. Any variety of silk, satin, Surah, sateen, crétone, figured brillantane, plush, velvet, etc., may be chosen, and the trim-

to fit smoothly over the shoulders and about the neck. The front is ornamented in outline stitch with the designs shown at Figures Nos. 13 and 14. Any variety of towel or towelling may be made up in this way, or piqué, linen, Marseilles, print, or any preferred material may be chosen. When towels are not used,



the lower edges may be finished with hems, ruffles, rows of wash braids, button-holed scallops, or in any other way preferred.

here illustrated are appropriate for the article they are to decorate, and are shown in the proper sizes; they may be done in outline

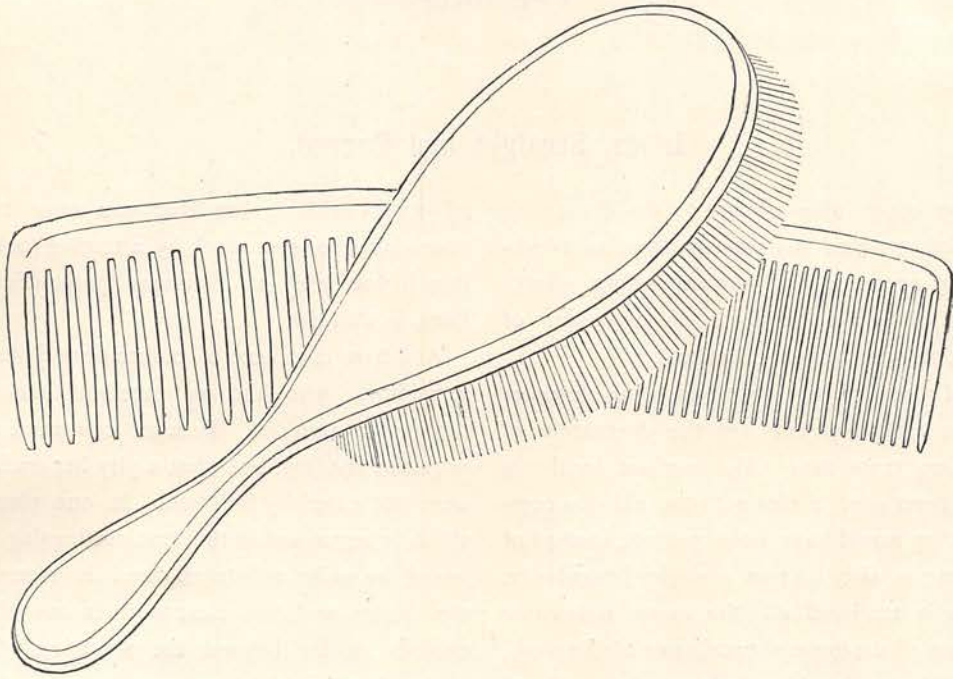


FIGURE NO. 14.—OUTLINE DESIGN FOR COMBING TOWEL.

Outline Design for Combing Towel.  
FIGURES NOS. 13 AND 14.—The designs

stitch with crewels or wash embroidery silks,  
in any colors desired.

