

CHAPTER X.

TENNIS-RACKET COVER.



THE construction and decoration of tennis-racket covers supplies pretty and interesting occupation to ladies who play, or whose friends enjoy the game. That these covers may be made things of beauty as well as use is undebatable, but the

shaped; that found, neatness of execution in putting the parts together and in the decoration is all that is needed to achieve perfect success.

Linen, felt, cloth, flannel, pongee, plush, crash, etc., are used for the covers, and the initials of the owner are painted or solidly



FIGURE NO. 1.—TENNIS-RACKET COVER.

first and all important requirement is a suitable pattern by which they may be perfectly

worked, or outlined in Kensington stitch on the front, while a large floral or other decora-

tion elaborates the back. This design may be painted, embroidered or *en appliqué*. Instead of flowers the insignia of the club or some original design may be used, if preferred; and the initials or monogram may be in metal. Dark colors are favored, but any preferred color may be used; and original effects may be achieved in color and decoration. The cover pictured shows only one of the many beautiful results that may be achieved, and for those wishing to produce the

across the edge of the lap, and the initial letters are worked in solid embroidery. The outlines for the letters are shown at Figure No. 2. The handsome spray decorating the back is also done in solid embroidery in colors imitating Nature and is very realistic-looking. The correct size of the spray is given at figure No. 3 on the following page.

Initial Letters for Racket-Cover.

FIGURE NO. 2.—These letters are the proper

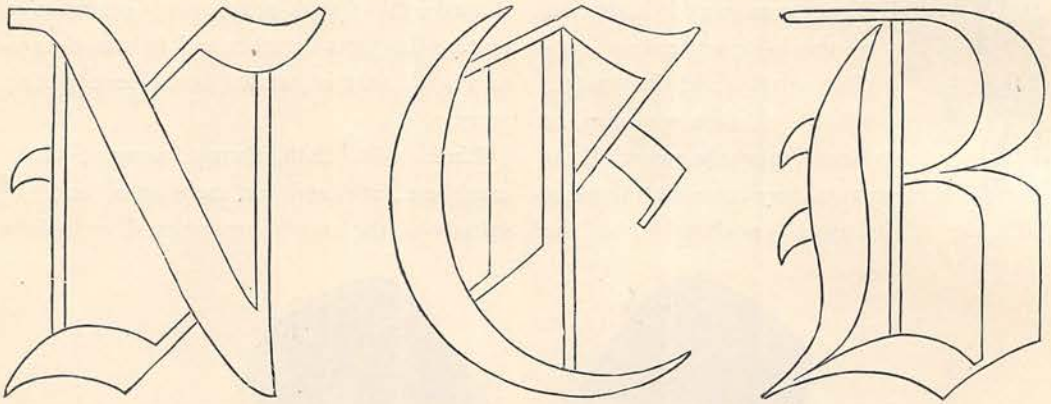


FIGURE NO. 2.—INITIAL LETTERS FOR RACKET-COVER.

same effect the correct sizes of the initial letters used and the floral decoration are represented.

Tennis-Racket Cover.

FIGURE NO. 1.—Cloth in one of the new green shades was used in making this racket-cover, which is shaped by pattern No. 1510, price 5d. or 10 cents. It is perfect in shape and is closed at the center of its lap with ribbon ties. A row of fancy stitching is made

size for the racket-cover, and may be outlined or worked solidly, as preferred. They may also be used to decorate other articles.

Spray for Decorating Racket-Cover.

FIGURE NO. 3.—This beautiful spray of daisies may be done with outline stitch or in solid embroidery, as preferred; but to be effective the natural colors should be chosen.

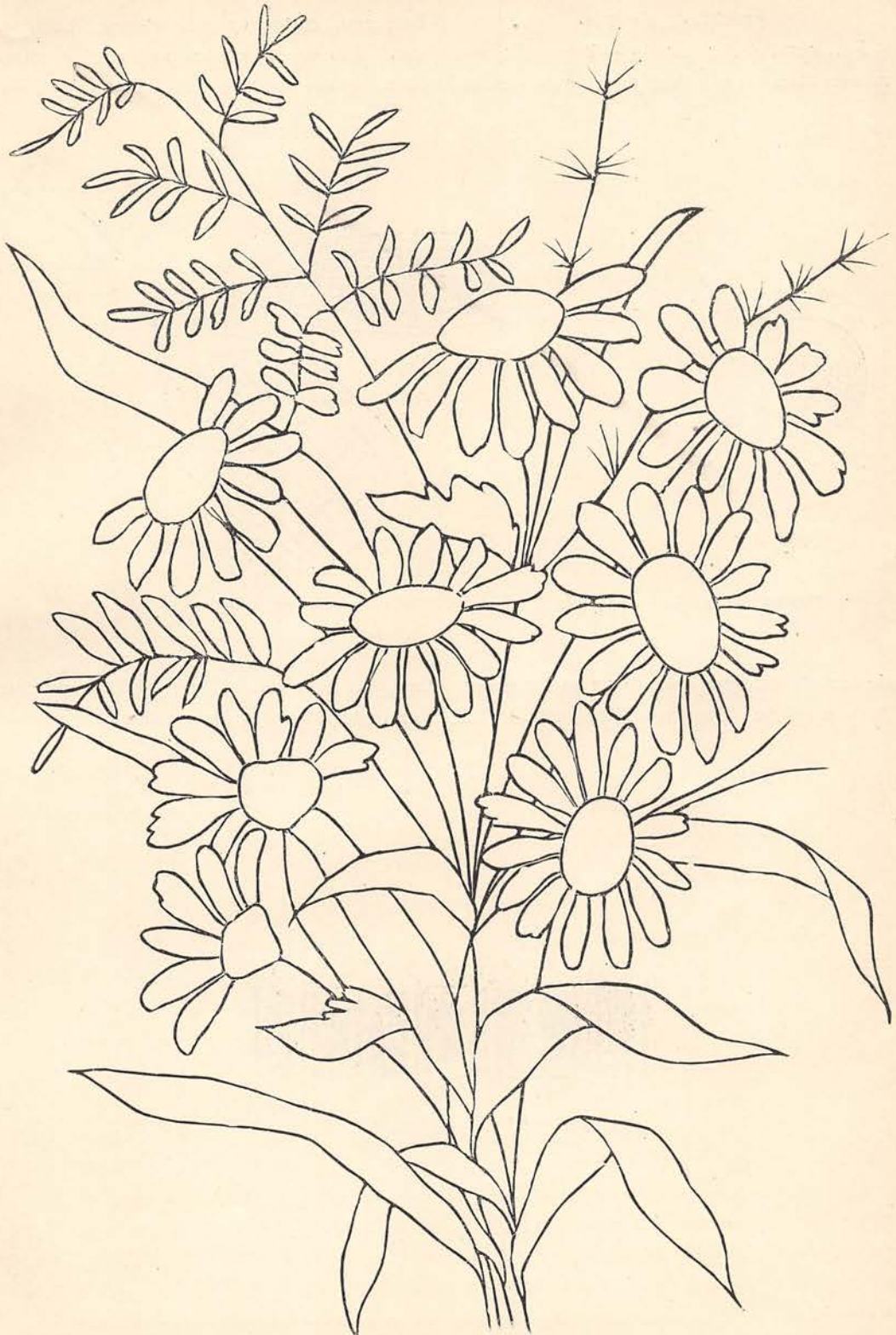


FIGURE NO. 3.—SPRAY FOR DECORATING RACKET-COVER.

Embroidery Designs.

FIGURES NOS. 4 AND 5.—The balls and rackets illustrated in these engravings are sim-

Bargarran cotton or with crewels, linen or silk. The exact outlines are readily reproduced by any one who has a correct eye, and

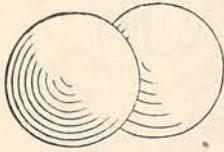


FIGURE NO. 4.

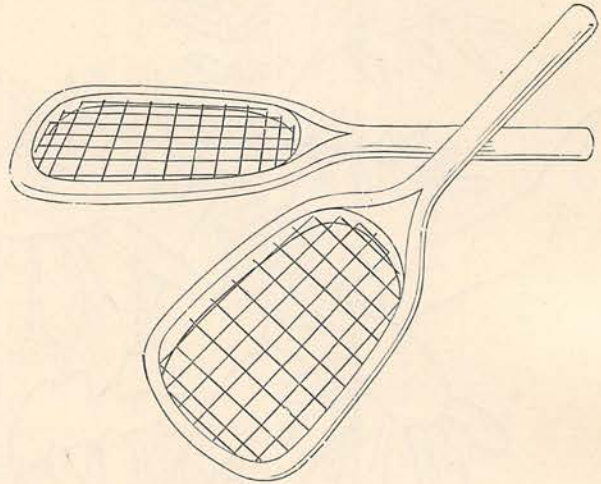


FIGURE NO. 5.

ple but effective garnitures for a racket-cover. They may be done in outline stitch with

they may be traced by those who do not care to rely upon keeping them in mind.

