

BRUSH AND COMB AND NIGHT-DRESS BAGS MADE FROM THREE  
POCKET-HANDKERCHIEFS.



FIG. 1.




FIG. 2.




FIG. 3.

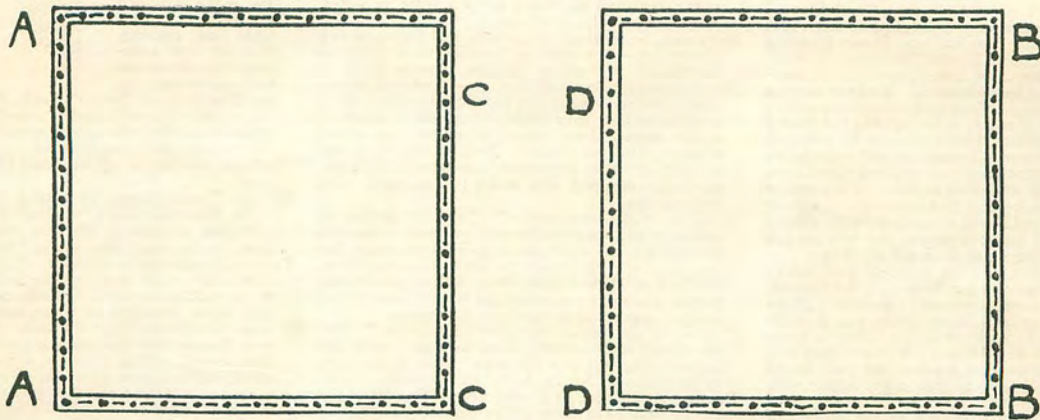


FIG. 4.

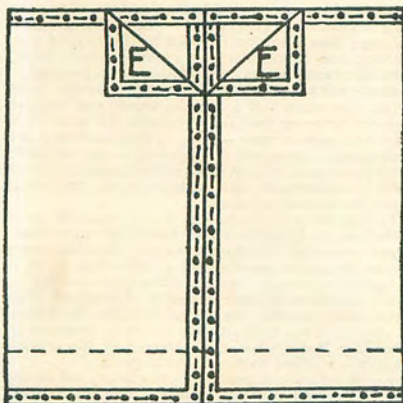


FIG. 5.

THIS dainty little arrangement is most simple and ornamental, quickly made and capital for bazaars. The finer kinds of ladies' cheap fancy-bordered muslin handkerchiefs are best for the purpose.

For the brush and comb bag take one handkerchief (Fig. 1), and neatly sew together the sides from A to B, open it out so that the seam comes in the middle (Fig. 2), fold it along the dotted line D, open out this folded part, fix the sides with an invisible stitch, and put a bow of ribbon in the middle (Fig. 3), fold back the top corners C, and secure them with bows.

The "sachet de nuit" requires the other two handkerchiefs; sew together the edges A and B and C and D (Fig. 4), open it so that one seam is up the centre of the back, and the other (C D) in the front; now proceed in exactly the same way as for the brush and comb bag, by turning back corners E, etc. (Fig. 5).

If you want your work to stand hard wear you can line the bags with sateen to match the coloured border; it adds to their usefulness, but detracts somewhat from the light effect.

"COUSIN LIL."

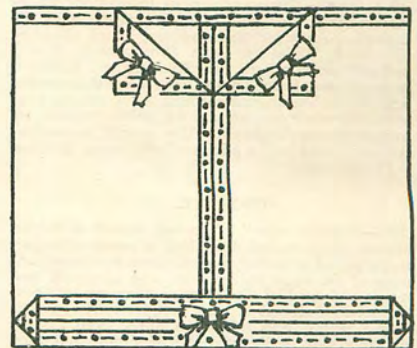


FIG. 6.